

# PUZZLE ALPHABET6

## Lettres à POIS

15X15



A3



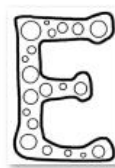
B3



C3



D3



E3



F3



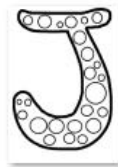
G3



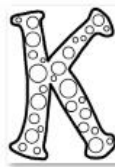
H3



I3



J3



K3



L3



M3



N3



O3



P3



Q3



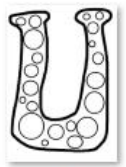
R3



S3



T3



U3



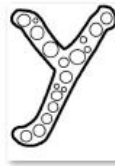
V3



W3



X3



Y3



Z3

