

PUZZLE ALPHABET5

Lettres à rayures

15X15



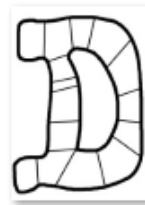
A1



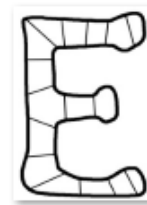
B1



C1



D1



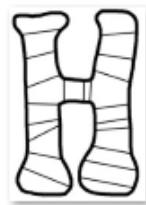
E1



F1



G1



H1



I1



J1



K1



L1



M1



N1



O1



P1



Q1



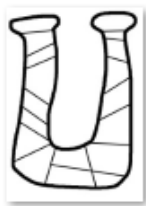
R1



S1



T1



U1



V1



W1



X1



Y1

